

www.time4leasing.co.uk/car-leasing/hyundai/



Tucson

TIME 4 LEASING
Affordable Car Leasing Deals for Everyone

 **HYUNDAI** | NEW THINKING.
NEW POSSIBILITIES.



NEW THINKING. NEW POSSIBILITIES.

Our philosophy is to do things differently and embrace every challenge. Whatever you're looking for on the open road, we've made it possible by refining every area. We're the only car maker to control the entire manufacturing process, which we're especially proud of since we've made over 50 million cars. We're also the first car manufacturer to produce zero emission fuel-cell powered vehicles, and we've achieved over 90% recyclability of our cars. Every day we aim to improve, which is why we're the world's fastest growing manufacturer and received the industry's Motor Trader's Carmaker of the Year award for the third time in just six years. Thanks to your support, the possibilities are endless.



Bold and fully equipped, this compact SUV will grab your attention and never let go. Tucson is packed with technology, styled for luxury and more than a match for all conditions. It'll power through everything, including your expectations.



Car shown Tucson Premium SE in White Sand metallic paint.



It stamps its authority long before you step inside.

Tucson doesn't so much hint at an athletic drive as practically shout it from every feature. Distinctive and uncompromising, its striking appearance will change the way you think about driving. If you're looking for presence, here is the answer.

Athletic fluidic design

Experience an instant impression of movement when you focus on its stylish wheel designs, framed by squared wheel arches. With LED daytime running lights and its signature hexagonal grille providing a distinct look from the front, the rakish roofline completes an unmistakably athletic design. With a belt line that 'kicks up' to deliver a spectacular profile from the side, it's got every angle covered. As the embodiment of sportiness, the Tucson's agile stance makes you want to experience it for yourself.

Refined luxury makes it your home on the road.

Sophisticated and elegant with a wealth of technologies at your fingertips, Tucson excels when it comes to luxury. Fully equipped and ready to go, its interior refinement matches its outer appeal.

A sophisticated space

Designed as an environment for you to relax, the Tucson showcases pure quality throughout. Enjoy soft touch materials and luxurious upholstery, including leather seat facings on Premium and above. Find your ideal driving position thanks to the electric seat adjustment settings, then turn to the elegant horizontal dashboard which displays a variety of useful features. Top it all off with the panoramic sunroof on Premium SE, which allows plenty of light in to the cabin and gives occupants an excellent view of the world outside.



Car shown Tucson Premium SE manual.



With plenty of room, you'll always travel in comfort.

Tucson takes care of you on the road by excelling when it comes to comfort and practicality. Flexible seat formations, an abundance of space and plenty of luggage storage help it exceed your expectations.

Stretch your legs

Tucson includes plenty of head, leg and shoulder room for you and your passengers, ensuring maximum comfort on every journey. Versatile seat formations let you tailor the layout and up to 1,503 litres of boot space (S 1.6 GDi and 1.7 CRDi SE, and SE Nav) means everything will fit comfortably. The rear seats recline to allow your passengers to find the perfect position on long trips, while heated front seats on the SE model and above will keep you toasty on winter mornings. To prove that Tucson is a car for all conditions, you can make the most of ventilated front seats on Premium SE, ensuring you stay cool and fresh when the weather heats up. The smart electric tailgate on Premium SE makes life that little bit easier. Just stand behind the car with your key in your pocket and after 5 seconds the tailgate will open automatically, which is incredibly convenient if you've already got your hands full.

When it starts to pour, the Tucson really shines.

Tucson is more than a match for the conditions outside, even when you'd rather stay indoors. With technologies designed to handle the worst, you'll enjoy an exhilarating drive whatever the weather may be.



Bring on rain and snow

When the going gets tough, Tucson really gets going. The optional 4WD on the selected models has an intuitive two-mode system so that when a potential loss of traction is detected, up to 50% of torque is transferred to the rear wheels. Torque distribution can be locked at 50:50 when experiencing tricky weather conditions such as ice and snow, so you'll soon be embracing the testing environment. Downhill Brake Control automatically applies the right amount of brake pressure to maintain a safe and steady descent, while Hill-start Assist briefly holds the brakes to avoid rolling backwards. Finally, the Electronic Stability Programme helps stabilise the vehicle during cornering manoeuvres by selectively applying any one of the vehicle's brakes to assist the driver with keeping the vehicle on the intended path. You might not be ready for the British weather but the Tucson certainly is.



Car shown Tucson Premium SE 2.0 CRDi in Platinum Silver metallic paint.



A responsive drive in a serene environment.

Whether you want power, agility, economy or relaxation, Tucson always delivers. It's all down to the finest materials, advanced technologies and a choice of excellent engines. We've done the hard work so you can focus on the fun factor.



Power meets efficiency

You'll feel the Tucson's pure quality as soon as you set off, especially through the supreme sound absorption materials that reduce road and wind noise, keeping you relaxed at all times. When it comes to the drive, there's an impressive range of engine options for you to select from. These include the 1.6 GDi petrol engine, plus a CRDi diesel engine that's available as either a 1.7 litre or a 2 litre version with a significant turn of power. The 1.7 DCT engine couples the convenience of an automatic with the versatility of a manual; arriving with enhanced efficiency due to its Dual Clutch Transmission gearbox. When it comes to efficiency, Intelligent Stop and Go (ISG) on Blue Drive models turns off the engine when the car comes to a standstill, then switches it on again as soon as you press the clutch. It'll change the way you drive, with less time at the pumps and more enjoyment on the open road.

Cutting edge technologies that change the way you drive.


The Tucson will ensure every minute is a driving pleasure. With features to help, entertain and guide you throughout, you'll be stress free when you pull up to your destination.

Driving made easy

Start your journey with ease thanks to smart keyless entry with engine start/stop button on Premium SE. It means you don't need your keys in your hand to access the car and a touch of the start button when you're inside is all it takes to get going. DAB digital radio as standard ensures crystal clear sound quality when on the road — perfect for long trips. The satellite navigation system on SE Nav models and above, comes complete with an 8 inch touchscreen, and LIVE Services* — including a 7 year subscription. This monitors real time traffic and directs you to the quickest route, so you'll arrive as soon as possible. When you reach your destination, the parking sensors and reversing camera will ensure you park without fuss. On the Premium SE auto, smart park assist steers you perfectly into parallel and right angled spaces. Just control the pedals and gears, and your Tucson will do the rest.



* Compatible smartphone with data plan required to activate services. Car shown Tucson Premium SE in Platinum Silver metallic paint.



1. Autonomous Emergency Braking (AEB)
3. Rear Cross Traffic Alert (RCTA)



2. Blind Spot Detection System (BSD)
4. Lane departure warning system with lane keep assist

Tucson safety features, for total confidence on every trip.

Advanced technologies take care of every facet of your driving experience — including your safety. Intuitive technologies and countless safety innovations give you total peace of mind from the moment you set off.

All-round awareness

The Tucson's high level of safety has seen it awarded a 5 star Euro NCAP rating, ensuring you'll always drive with assurance, knowing that we've got your back. Beyond the features you'd expect, like 6 strategically placed airbags and the Tyre Pressure Monitoring System, there are plenty of extra technologies to keep you safe. Autonomous Emergency Braking, available on Premium and Premium SE, works with a front-mounted radar and camera which scans the road ahead for vehicles or pedestrians, warning you if a potential collision is detected before automatically applying the brakes. Blind Spot Detection on Premium and Premium SE monitors rear side areas, alerting you with a visual warning to vehicles or other objects entering your blind spots. If another vehicle is detected when you indicate, you'll hear an alert which is especially useful when reversing out of parking spaces. Lane Departure Warning System with Lane Keep Assist, on SE and above, monitors lane markings and gives visual or audible alerts if you cross lanes without indicating — slight force is also applied to the steering wheel if needed. Static Cornering Lights, available on SE and above, project a beam of light in the direction you want to travel, ensuring that night time cornering is as safe as it can be.



Cars shown: Tucson SE Nav in White Sand metallic paint and Tucson Premium SE in Platinum Silver metallic paint.



S Packed with cutting-edge technologies, there's nothing standard about this specification.

- | | | |
|---|---|---|
| <ul style="list-style-type: none"> • 16" alloy wheels • 6 airbags – front, front seat side & curtain airbags • Active bonnet system • Air conditioning • Anti-lock Brake System (ABS) with Electronic Brake-force Distribution (EBD) • Automatic headlights with dusk sensor • Bluetooth® connectivity • Body coloured door handles • Cloth seat trim • Door mirrors – electric adjustment and heated • Downhill Brake Control (DBC) | <ul style="list-style-type: none"> • Electric windows – front and rear • Electronic Stability Programme (ESP) • Hill-start Assist Control (HAC) • ISOfix child seat anchorage points (outer seats only) – rear • LED daytime running lights • Projection headlights • Rear spoiler with integrated LED brake light • Reclining rear seats • Remote central locking with alarm • Retractable load cover • Side body moulding – black • Steering wheel audio and phone controls | <ul style="list-style-type: none"> • Stereo RDS DAB digital radio with MP3 compatibility • Trailer Stability Assist (TSA) • Tyre Pressure Monitoring System (TPMS) with individual tyre display • USB and aux connections |
|---|---|---|

BLUE DRIVE MODELS BENEFIT FROM THE FOLLOWING FEATURE TO REDUCE CO₂ AND IMPROVE MPG:

- Intelligent Stop & Go (ISG)



SE + SE Nav Stylish and practical extra features enhance every drive, no matter the destination.

SE OFFERS THE FOLLOWING FEATURES OVER S:

- | | | |
|--|--|--|
| <ul style="list-style-type: none"> • 17" alloy wheels • Automatic de-fog system for front windscreen • Climate control – dual zone with ioniser • Cruise control with speed limiter • Door mirrors – electric adjustment and heated with power folding function • Drive mode select (automatic transmission & DCT only) • Driver's seat electric lumbar support • Electric windows – front and rear with driver's anti-trap mechanism and one touch control • Flex Steer (manual transmission only) | <ul style="list-style-type: none"> • Fog lights – front • Full size alloy spare wheel (tyre repair kit on 1.6 GDi Blue Drive) • Glove compartment – illuminated with cooling function • Heated front seats • Lane departure warning system with lane keep assist • Leather wrapped steering wheel and gear knob • LED rear lights • Parking sensors – rear • Projection headlights with static cornering lights • Roof rails | <ul style="list-style-type: none"> • Skid plate front – silver • Soft touch door top & centre trim |
|--|--|--|

SE Nav FEATURES OVER SE

- 8" touchscreen satellite navigation with Traffic Messaging Channel, reversing camera, MapCare and LIVE Services
- Skid plate rear – silver (2.0 CRDi only)
- Speed Limit Information Function (SLIF)
- Twin exhaust finisher (2.0 CRDi only)



17" alloy wheels fitted to
1.7 CRDi manual



Premium

The next level in technology and comfort to help you make the most of your journey.

PREMIUM OFFERS THE FOLLOWING FEATURES OVER SE NAV:

- 19" alloy wheels (17" alloy wheels on 1.7 CRDi Blue Drive manual)
- Automatic dimming rear view mirror with compass
- Automatic windscreen wipers with rain sensor
- Autonomous Emergency Braking (AEB)
- Blind Spot Detection System (BSD)
- Chrome effect beltline moulding
- Door mirrors – electric adjustment and heated with power folding function and puddle lamps
- Driver's and passenger's seat electric adjustment
- Electric parking brake (automatic transmission & DCT only)
- Front windscreen wiper de-icer
- Heated rear seats (outer rear seats only)
- Leather effect driver's knee bolster
- Leather seat trim (seat facings only)
- Parking sensors – front and rear
- Privacy glass
- Radiator grille – chrome effect
- Rear Cross Traffic Alert (RCTA)
- Side body moulding – silver
- Solar glass with windscreen shade band
- Supervision instrument cluster



Premium SE

Luxury, style and technology combine for the perfect driving experience.

PREMIUM SE OFFERS THE FOLLOWING FEATURES OVER PREMIUM:

- Chrome effect door handles with front handle illumination
- Headlights – LED with automatic levelling and washer
- Heated steering wheel
- Keyless smart entry with engine start/stop button
- Parking system – smart park assist (automatic transmission & DCT only)
- Smart electric tailgate
- Sunroof – panoramic glass electric tilt and slide
- Ventilated front seats



Polar White – Solid



Intense Copper – Metallic*



White Sand – Metallic



Platinum Silver – Pearl



Ara Blue – Metallic



Fiery Red – Metallic



Micron Grey – Metallic




Phantom Black – Pearl



Stargazing Blue – Pearl



Moon Rock – Metallic



Black cloth
S MODELS



Blue and black cloth
SE & SE NAV MODELS



Beige leather (SEAT FACINGS)
OPTIONAL ON PREMIUM
& PREMIUM SE MODELS



Black leather (SEAT FACINGS)
PREMIUM & PREMIUM SE MODELS



Red leather (SEAT FACINGS)
OPTIONAL ON PREMIUM SE MODELS
WITH THESE EXTERIOR COLOURS:

Polar White	Platinum Silver	White Sand
Moon Rock	Micron Grey	Phantom Black



Roof mounted bike carrier – free ride
Roof bars – aluminium

Personalise your Tucson

Fit out your Tucson with a variety of Genuine Hyundai Accessories. Style its looks further with chrome side and tailgate trim, and make access even easier with a helpful side step. A floor mat and boot liner will keep the inside nice and clean, while a dog guard/cargo separator will let you divide your car in to individual segments. Just read through the options, speak to your local Hyundai dealer, or visit www.hyundai.co.uk.



Carpet mats



Boot liner



Bumper flap for boot mat



Rear bumper protector – chrome



Mud guards – front



Mud guards – rear



Dog guard / cargo separator



Side trim – chrome



Side steps



Tailgate trim – chrome



Towbar – fixed

	S	SE	SE Nav	Premium	Premium SE
ENGINE & TRANSMISSION					
1.6 GDI 132PS Blue Drive – 6 Speed Manual Transmission – 2WD	●	●	●	–	–
1.7 CRDi 116PS Blue Drive – 6 Speed Manual Transmission – 2WD	●	●	●	●	–
1.7 CRDi 141PS Blue Drive – 7 Speed DCT – 2WD	–	●	●	●	●
2.0 CRDi 136PS Blue Drive – 6 Speed Manual Transmission – 2WD	–	–	●	●	●
2.0 CRDi 136PS – 6 Speed Manual Transmission – 4WD	–	–	●	●	●
2.0 CRDi 136PS – 6 Speed Automatic Transmission – 4WD	–	–	●	●	●
2.0 CRDi 185PS – 6 Speed Manual Transmission – 4WD	–	–	●	●	●
2.0 CRDi 185PS – 6 Speed Automatic Transmission – 4WD	–	–	●	●	●
EXTERIOR					
16" Alloy Wheels	●	–	–	–	–
17" Alloy Wheels	–	●	●	–	–
19" Alloy Wheels (17" Alloy Wheels on Premium 1.7 CRDi Blue Drive Manual transmission)	–	–	–	●	●
Body Coloured Bumpers	●	●	●	●	●
Body Coloured Door Handles and Mirrors	●	●	●	●	–
Chrome Effect Beltline Moulding	–	–	–	●	●
Chrome Effect Door Handles with Front Handle Illumination	–	–	–	–	●
Metallic / Pearl Paint	○	○	○	○	○
Radiator Grille – Chrome Effect	–	–	–	●	●
Rear Spoiler with Integrated LED Brake Light	●	●	●	●	●
Roof Rails	–	●	●	●	●
Side Body Moulding – Black	●	●	●	–	–
Side Body Moulding – Silver	–	–	–	●	●
Skid Plate Front – Silver	–	●	●	●	●
Skid Plate Rear – Silver (2.0 CRDi only)	–	–	●	●	●
Solid Paint	●	●	●	●	●
Twin Exhaust Finisher (2.0 CRDi only)	–	–	●	●	●
INTERIOR					
Interior Door Handles – Chrome Effect	–	●	●	●	●
Interior Light – Luggage Compartment	●	●	●	●	●
Leather Effect Driver's Knee Bolster	–	–	–	●	●
Leather Wrapped Steering Wheel and Gear Knob	–	●	●	●	●
Soft Touch Door Top & Centre Trim	–	●	●	●	●
SEATING					
Cloth Seat Trim	●	●	●	–	–
Driver's and Passenger's Seat Electric Adjustment	–	–	–	●	●
Driver's Seat Electric Lumbar Support	–	●	●	●	●

	S	SE	SE Nav	Premium	Premium SE
Driver's Seat Height Adjustment	●	●	●	●	●
Head Restraints – Vertical and Horizontal Adjustment	●	●	●	●	●
Heated Front Seats	–	●	●	●	●
Heated Rear Seats (outer rear seats only)	–	–	–	●	●
Leather Seat Trim (seat facings only)	–	–	–	●	●
Passenger Seat Height Adjustment	–	–	–	●	●
Reclining Rear Seats	●	●	●	●	●
Split Folding Rear Seats (60/40)	●	●	●	●	●
Ventilated Front Seats	–	–	–	–	●
VENTILATION & VISIBILITY					
Adjustable Intermittent Front Windscreen Wipers with Aero Wiper Blade	●	●	●	●	●
Air Conditioning	●	–	–	–	–
Automatic De-fog System for Front Windscreen	–	●	●	●	●
Automatic Dimming Rear View Mirror with Compass	–	–	–	●	●
Automatic Headlights with Dusk Sensor	●	●	●	●	●
Automatic Windscreen Wipers with Rain Sensor	–	–	–	●	●
Climate Control – Dual Zone with Ioniser	–	●	●	●	●
Fog Lights – Front	–	●	●	●	●
Front Windscreen Wiper De-icer	–	–	–	●	●
Headlights – LED (Low Beam) with Automatic Levelling and Washer	–	–	–	–	●
LED Rear Lights	–	●	●	●	●
LED Daytime Running Lights	●	●	●	●	●
LED Positioning Lights	●	●	●	●	●
Privacy Glass	–	–	–	●	●
Projection Headlights	●	–	–	–	–
Projection Headlights with Static Cornering Lights	–	●	●	●	●
Solar Glass	–	–	–	●	●
Sunroof – Panoramic Glass Electric Tilt & Slide	–	–	–	–	●
Tinted Glass with Windscreen Shade Band	●	●	●	●	●
Windscreen Washer Fluid Sensor and Warning Indicator	●	●	●	●	●
CONVENIENCE					
12V Power Outlet in Front Console and Luggage Compartment	●	●	●	●	●
Arm Rest – Front with Storage	●	●	●	●	●
Arm Rest – Rear with Cup Holders	●	●	●	●	●
Bottle Holders – Front Centre Console, Front Door	●	●	●	●	●
Courtesy Light- Front Door	●	●	●	●	●
Cruise Control with Speed Limiter	–	●	●	●	●
Door Mirrors – Electric Adjustment and Heated	●	●	●	●	●

	S	SE	SE Nav	Premium	Premium SE
Door Mirrors – Electric Adjustment and Heated with Power Folding Function	–	●	●	●	●
Door Mirrors – Electric Adjustment and Heated with Power Folding Function and Puddle Lamps	–	–	–	●	●
Electric Windows – Front and Rear	●	–	–	–	–
Electric Windows – Front and Rear with Driver's Anti-Trap Mechanism and One Touch Control	–	●	●	●	●
Follow-me-home Headlight Function	●	●	●	●	●
Front Map Reading Light	●	●	●	●	–
Front Seat Back Pockets – Driver and Passenger Seat	●	●	●	●	●
Full Size Alloy Spare Wheel (Tyre Repair Kit on SE & SE Nav 1.6 GDI)	–	●	●	●	●
Glove Compartment – Illuminated with Cooling Function	–	●	●	●	●
Heated Steering Wheel	–	–	–	–	●
Interior Personal LED Light	–	–	–	–	●
Luggage Hooks	●	●	●	●	●
Luggage Net	–	●	●	●	●
Retractable Load Cover	●	●	●	●	●
Smart Electric Tailgate	–	–	–	–	●
Steering Column – Height and Reach Adjustable	●	●	●	●	●
Sun Visors – With Vanity Mirrors and Driver Ticket Holder	●	●	●	●	●
Sun Visors – With Vanity Mirrors and Driver Ticket Holder and Illumination	–	●	●	●	●
Sunglasses Holder	●	●	●	●	●
Tyre Repair Kit	●	–	–	–	–
TECHNOLOGY & ENTERTAINMENT					
6 Speakers – 2 Tweeters, 2 Front Door, 2 Rear Door	●	●	●	●	●
8" Touchscreen Satellite Navigation with Traffic Messaging Channel, Reversing Camera, MapCare and LIVE Services*	–	–	●	●	●
Bluetooth® Connectivity**	●	●	●	●	●
Digital Clock	●	●	●	●	●
Drive Mode Select (automatic transmission & DCT only)	–	●	●	●	●
Flex Steer (manual transmission only)	–	●	●	●	●
Parking Sensors – Front and Rear	–	–	–	●	●
Parking Sensors – Rear	–	●	●	●	●
Parking System – Smart Park Assist (automatic transmission & DCT only)	–	–	–	–	●
Steering Wheel Audio and Phone Controls	●	●	●	●	●
Stereo RDS DAB Digital Radio with MP3 Compatibility	●	●	●	●	●
Supervision Instrument Cluster	–	–	–	●	●
Trip Computer	●	●	●	●	●
USB and Aux Connections	●	●	●	●	●

	S	SE	SE Nav	Premium	Premium SE
SAFETY & SECURITY					
6 Airbags – Front, Front Seat Side & Curtain Airbags	●	●	●	●	●
Anti-lock Brake System (ABS) with Electronic Brake-force Distribution (EBD)	●	●	●	●	●
Active Bonnet System	●	●	●	●	●
Auto Hold Function (automatic transmission & DCT only)	–	–	–	●	●
Autonomous Emergency Braking (AEB)	–	–	–	●	●
Blind Spot Detection System (BSD)	–	–	–	●	●
Brake Assist System (BAS)	●	●	●	●	●
Childproof Rear Door Locks	●	●	●	●	●
Curtain Airbag Rollover Sensor	●	●	●	●	●
Deadlocks	●	●	●	●	●
Downhill Brake Control (DBC)	●	●	●	●	●
Electric Parking Brake (automatic transmission & DCT only)	–	–	–	●	●
Electronic Stability Programme (ESP)	●	●	●	●	●
Emergency Stop Signal (ESS)	●	●	●	●	●
Front Passenger Airbag De-activation Switch	●	●	●	●	●
Height Adjustable Front Seatbelts	●	●	●	●	●
Hill-start Assist Control (HAC)	●	●	●	●	●
Immobiliser	●	●	●	●	●
ISOFix Child Seat Anchorage Points (outer seats only) – Rear	●	●	●	●	●
Keyless Smart Entry with Engine Start/Stop Button	–	–	–	–	●
Lane Departure Warning System with Lane Keep Assist	–	●	●	●	●
Locking Wheel Nuts	●	●	●	●	●
Perimeter Alarm	●	●	●	●	●
Rear Cross Traffic Alert (RCTA)	–	–	–	●	●
Remote Central Locking with Alarm	●	●	●	●	●
Seatbelt Anchor Pre-tensioners – Front	●	●	●	●	●
Seatbelt Reminder – Front & Rear	●	●	●	●	●
Speed Limit Information Function (SLIF)	–	–	●	●	●
Speed Sensitive Automatic Door Locking	●	●	●	●	●
Trailer Stability Assist (TSA)	●	●	●	●	●
Tyre Pressure Monitoring System (TPMS) with Individual Tyre Display	●	●	●	●	●
Vehicle Stability Management (VSM)	●	●	●	●	●
WARRANTY***					
Five Year Unlimited Mileage Warranty Five Year Roadside Assistance Five Year Annual Vehicle Health Checks	●	●	●	●	●
12 Years' Anti-Perforation Warranty	●	●	●	●	●

● Standard ○ Optional at extra cost
* LIVE Services includes a 7 year subscription. A compatible smartphone with data plan required to activate services. Please contact your local dealer for full details.
** Please contact your dealer for the latest list of compatible phones.
*** 5 Year Unlimited Mileage Warranty terms and exclusions apply. Please see www.hyundai.co.uk or ask your local dealer for full terms and exclusions.

	1.6 GDi 132PS Blue Drive 6 Speed Manual 2WD	1.7 CRDi 116PS Blue Drive 6 Speed Manual 2WD	1.7 CRDi 141PS Blue Drive 7 Speed DCT Auto 2WD	2.0 CRDi 136PS Blue Drive 6 Speed Manual 2WD	2.0 CRDi 136PS 6 Speed Manual 4WD	2.0 CRDi 136PS 6 Speed Auto 4WD	2.0 CRDi 185PS 6 Speed Manual 4WD	2.0 CRDi 185PS 6 Speed Auto 4WD
ENGINE								
Euro Status	Euro VI	Euro VI	Euro VI	Euro VI	Euro VI	Euro VI	Euro VI	Euro VI
Type	4 Cylinder DOHC	4 Cylinder DOHC	4 Cylinder DOHC	4 Cylinder DOHC	4 Cylinder DOHC	4 Cylinder DOHC	4 Cylinder DOHC	4 Cylinder DOHC
	16 valve	16 valve	16 valve	16 valve	16 valve	16 valve	16 valve	16 valve
Displacement (cc)	1,591	1,685	1,685	1,995	1,995	1,995	1,995	1,995
Bore & stroke (mm)	77 x 85.44	77.2 x 90	77.2 x 90	84 x 90	84 x 90	84 x 90	84 x 90	84 x 90
Compression ratio	11 : 1	15.7 : 1	15.7 : 1	16 : 1	16 : 1	16 : 1	16 : 1	16 : 1
Max power (kW/PS)	97/132 @ 6,300 rpm	85 /116 @ 4,000	104/141 @ 4,000 rpm	100/136 @ 2,750~4,000 rpm	100/136 @ 2,750~4,000 rpm	100/136 @ 2,750~4,000 rpm	136/185 @ 4,000 rpm	136/185 @ 4,000 rpm
Torque (Nm/lbs ft)	161/119 @ 4,850 rpm	280/207 @ 1,250~2,500 rpm	340/251 @ 1,750~2,500 rpm	373/275 @ 1,800~2,500 rpm	373/275 @ 1,800~2,500 rpm	373/275 @ 1,800~2,500 rpm	400/295 @ 1,750~2,750 rpm	400/295 @ 1,750~2,750 rpm
0-62mph (seconds)	11.5	13.7	11.5	10.6	10.9	12.0	9.9	9.5
Top speed (mph)	113	109	115	116	114	114	125	125
SUSPENSION								
Front	MacPherson strut with coil spring							
Rear	Multi link type							
STEERING								
System	Motor Power Assisted Rack and Pinion Type Steering							
Steering wheel lock to lock turns	2.71							
Turning circle (metres)	10.6							
BRAKES								
System	Dual diagonal split circuit power assisted with Electronic Brake-force Distribution (EBD)							
Front	Ventilated discs, floating caliper							
Rear	Solid discs, floating caliper							
TYRES								
S	215/70 R16	215/70 R16	-	-	-	-	-	-
SE	225/60 R17	225/60 R17	225/60 R17	-	-	-	-	-
SE Nav	225/60 R17	225/60 R17	225/60 R17	225/60 R17	225/60 R17	225/60 R17	225/60 R17	225/60 R17
Premium	-	225/60 R17	245/45 R19	245/45 R19	245/45 R19	245/45 R19	245/45 R19	245/45 R19
Premium SE	-	-	245/45 R19	245/45 R19	245/45 R19	245/45 R19	245/45 R19	245/45 R19
WHEELS								
S	6.5J x 16	6.5J x 16	-	-	-	-	-	-
SE	7.0J x 17	7.0J x 17	7.0J x 17	-	-	-	-	-
SE Nav	7.0J x 17	7.0J x 17	7.0J x 17	7.0J x 17	7.0J x 17	7.0J x 17	7.0J x 17	7.0J x 17
Premium	-	7.0J x 17	7.5J x 19	7.5J x 19	7.5J x 19	7.5J x 19	7.5J x 19	7.5J x 19
Premium SE	-	-	7.5J x 19	7.5J x 19	7.5J x 19	7.5J x 19	7.5J x 19	7.5J x 19
DIMENSIONS								
Overall length (mm)	4,475							
Overall width (mm)	1,850							
Wheelbase (mm)	2,670							

		1.6 GDi 132PS Blue Drive 6 Speed Manual 2WD	1.7 CRDi 116PS Blue Drive 6 Speed Manual 2WD	1.7 CRDi 141PS Blue Drive 7 Speed DCT Auto 2WD	2.0 CRDi 136PS Blue Drive 6 Speed Manual 2WD	2.0 CRDi 136PS 6 Speed Manual 4WD	2.0 CRDi 136PS 6 Speed Auto 4WD	2.0 CRDi 185PS 6 Speed Manual 4WD	2.0 CRDi 185PS 6 Speed Auto 4WD
Overall height (mm)	S	1,645	1,645	-	-	-	-	-	-
	SE	1,650	1,650	1,650	-	-	-	-	-
	SE Nav	1,650	1,650	1,650	1,650	1,650	1,650	1,650	1,650
	Premium	-	1,650	1,650	1,650	1,650	1,650	1,650	1,650
	Premium SE	-	-	1,650	1,650	1,650	1,650	1,650	1,650
Track-front / Track-rear (mm)	S	1,620 / 1,631	1,620 / 1,631	-	-	-	-	-	-
	SE	1,608 / 1,620	1,608 / 1,620	1,608 / 1,620	-	-	-	-	-
	SE Nav	1,608 / 1,620	1,608 / 1,620	1,608 / 1,620	1,608 / 1,620	1,608 / 1,620	1,608 / 1,620	1,608 / 1,620	1,608 / 1,620
	Premium	-	1,604 / 1,615	1,604 / 1,615	1,604 / 1,615	1,604 / 1,615	1,604 / 1,615	1,604 / 1,615	1,604 / 1,615
	Premium SE	-	1,604 / 1,615	1,604 / 1,615	1,604 / 1,615	1,604 / 1,615	1,604 / 1,615	1,604 / 1,615	1,604 / 1,615

WEIGHTS & CAPACITIES								
Luggage capacity VDA (litres) Seats up / Seats down	513 / 1,503	488 / 1,478 (513 / 1,503 for S)	488 / 1,478	488 / 1,478	488 / 1,478	488 / 1,478	488 / 1,478	488 / 1,478
Kerb weight (kg)*	1,379-1,464	1,425-1,540	1,470-1,623	1,529-1,695	1,587-1,751	1,615-1,779	1,587-1,751	1,615-1,779
Payload (kg)†	431-516	460-575	462-615	540-706	499-663	471-635	499-663	471-635
Gross vehicle weight (kg)†	1,895	2,000	2,085	2,235	2,250	2,250	2,250	2,250
Max tow weight (kg) Braked	1,400	1,400	1,600	2,200	2,200	1,900	2,200	1,900
Max tow weight (kg) Unbraked	650	750	750	750	750	750	750	750
Gross train weight (kg)**	3,295	3,400	3,685	4,435	4,450	4,150	4,450	4,150
Noseweight (kg)	100							
Max roof weight (kg)	100							
Fuel tank capacity (litres)	62							

OFF ROAD ABILITY - 4WD MODELS ONLY								
Approach angle (°)	-	-	-	-	17.2	17.2	17.2	17.2
Departure angle (°)	-	-	-	-	23.9	23.9	23.9	23.9
Ramp over brake angle (°)	-	-	-	-	18.6	18.6	18.6	18.6
Minimum ground clearance	-	-	-	-	172	172	172	172

FUEL CONSUMPTION & EMISSIONS								
Urban mpg (l/100km)††	35.8 (7.9)	52.3 (5.4)	52.3 (5.4)	50.4 (5.6)	47.1 (6.0)	40.4 (7.0)	39.8 (7.1)	35.3 (8.0)
Extra urban mpg (l/100km)††	52.3 (5.4)	67.3 (4.2)	60.1 (4.7)	64.2 (4.4)	58.9 (4.8)	53.3 (5.3)	54.3 (5.2)	50.4 (5.6)
Combined mpg (l/100km)††	44.8 (6.3)	61.7 (4.6)	57.6 (4.9)	58.9 (4.8)	54.3 (5.2)	47.1 (6.0)	47.9 (5.9)	43.5 (6.5)
CO ₂ Emissions (g/km)††	147	119	129	127	139	156	154	170

* Kerb Weight defined as the total weight of a vehicle with standard equipment (the minimum figure and factory fitted optional equipment (the maximum figure) and all necessary operating consumables such as oils, coolant, air conditioning refrigerant and a full tank of fuel, while not loaded with either driver, passengers or cargo. † Payload is the difference between the Gross Vehicle Weight and the Kerb Weight. † Gross Vehicle Weight is the maximum allowable weight of the vehicle, fully loaded with passengers and cargo (the Payload) and includes the weight of the vehicle. ** The Gross Train Weight is the weight of the fully loaded vehicle plus a fully loaded trailer and must not be exceeded. †† The results given above do not express or imply any guarantee of fuel consumption of any model to which this brochure refers. The driver's style and road traffic conditions, as well as the extent to which the vehicle has been driven and the standard of maintenance, will affect its fuel consumption. †† g/km = grams of emitted substance per kilometre travelled. CO₂ = Carbon Dioxide.

TUCSON DIMENSIONS





Hyundai Finance

Hyundai Finance provides a range of products to make the purchase of your Hyundai even more accessible. To meet your requirements, our plans are simple but offer you the same quality and flexibility as your new Hyundai. Applying for a finance plan through your local Hyundai dealer is easy and they will support you in choosing the right plan for your needs.

As a customer your satisfaction is at the heart of our business, and whilst you are able to manage your account online, we are only a phone call away should you require any help or assistance. We offer two main products to assist your car purchase:

CONDITIONAL SALE

Conditional Sale is a simple and traditional way to finance your car over a fixed period. You decide to fund the entire purchase price or put down a deposit and as your interest rate is fixed you'll pay the same amount each month. After all repayments have been made you'll own the car.

PERSONAL CONTRACT PURCHASE (PCP)

Personal Contract Purchase could make it easier for you to get behind the wheel of your Hyundai, it may also help you to change your car on a more regular basis.

The way it works is simple, you decide what level of deposit to pay. From nil, up to a maximum of 50%. You also decide your repayment period (typically 25, 37 or 49 months) and set your anticipated annual mileage. This will determine your optional final payment.

You will then make fixed monthly repayments based on the outstanding balance and interest, less your optional final payment, and at the end of your monthly repayment period you will have three choices: return, retain or renew.

RETURN: you can hand the car back to us, with nothing further to pay (subject to fair wear and tear, and/or excess mileage charges may apply).

RETAIN: you can pay the optional final payment and the car is yours.

RENEW: you can part exchange the car, using any equity over and above the optional final payment as deposit on your next car (equity is anticipated, but this cannot be guaranteed).

* T&Cs apply. Subject to status. Applicants must be 18 or over. Guarantee may be required.
Hyundai Finance, RH1 1SR



5 Year Unlimited Mileage Warranty

The passion and belief we have in the quality of our products mean we can offer an aftercare package to match. Visit your local Hyundai Authorised Repairer and we'll attend to you straight away, giving you a fully-inclusive quote for the work you've requested.

Only Hyundai Trained Technicians will carry out this work, and we'll also check for any software updates to keep your car running smoothly. You can also be sure that we'll only use Hyundai Genuine Parts which have been thoroughly tested and approved. On collection, we'll explain your invoice and call you within 3 days of your appointment to check you're completely satisfied.

As the people who know your car best, the quality of our service is second to none.

5 YEAR UNLIMITED MILEAGE WARRANTY

A manufacturer backed, unlimited mileage, 5 Year Warranty* protects your Hyundai against manufacturing defects** and is fully transferable to the next owner.

5 YEAR ROADSIDE ASSISTANCE

24 hour roadside assistance should you ever need it, anywhere in the UK or Channel Islands.

5 YEAR ANNUAL VEHICLE HEALTH CHECKS

A free, expert visual inspection by your Hyundai dealer on key areas of your car, to help sort any problems and ensure trouble-free motoring.

ADDITIONAL AFTERCARE

A 12 year Anti-perforation warranty against perforation of the bodywork, from the inside of the panel outwards.

* 5 Year Unlimited Mileage Warranty terms and exclusions apply. Please see www.hyundai.co.uk or ask your local dealer for full terms and exclusions.

** Vehicles used for taxi or private hire are covered by a 5 year, 100,000 mile warranty. Cover excludes fair wear and tear.



Motability Plans

The Motability plan will enable some of you to purchase a Hyundai at a preferential rate. If you receive the Higher Rate Mobility Component of the Disability Living Allowance, you're entitled to access this excellent scheme. In recognition of your requirements, many Hyundai models can be ordered on the 3 year Contract Hire Scheme.

Most of our dealers are Motability Accredited, so just contact them and they'll be happy to help. If you'd like to read about the scheme in more depth, simply visit www.motability.co.uk



Ownership

We're always thinking about how to make owning a Hyundai an enjoyable experience and that's exactly what you get with a Hyundai Fixed Price Service Plan. As a valued customer, we'll take care of all your Hyundai's scheduled servicing for up to 5 years or 50,000 miles.

Being covered by a Hyundai Fixed Price Service Plan means:

- Your Hyundai's servicing is covered in a single payment that can be included in your finance agreement
- You have a choice to cover your servicing for 3 or 5 years*
- Only trained Technicians will expertly assess and service your Hyundai
- Should any parts need replacing during your servicing, your Hyundai will be fitted with Hyundai Genuine Parts

For more information, simply contact your local Hyundai dealer or our Customer Services team, who will be happy to help.

* Price varies according to model, fuel type and mileage. Only available on vehicles registered on or after 1st March 2013. Price includes VAT where applicable. Time and mileage restrictions apply. Excludes seasonal checks. Terms and conditions apply.



MyHyundai

MyHyundai is a complimentary and exclusive owners' club with a variety of unique benefits that'll make your ownership experience even more enjoyable.

As well as amazing offers that range from incredible getaways to indulgent gifts, you'll also be able to set your own alerts and preferences, while storing all your car's details in one, easily-accessible place.



Staying In Touch

We're committed to offering you the very best. That means, as well as delivering impressive cars, we'll also deliver helpful advice and service, every step of the way. Simply contact us on **0800 981 981** or visit our website at www.hyundai.co.uk



Keep up to date with our news on our Facebook page at www.facebook.com/hyundaiuk



See all our latest tweets at www.twitter.com/hyundai_uk



View our latest videos at www.youtube.com/user/hyundaimotoruk


Specifications shown in this brochure are based upon the latest available information at the time of printing. The colours and finishes reproduced in this brochure are subject to the limitations of the printing process and may vary from the actual colour and paint finish.

In line with our policy of continual product improvement Hyundai Motor UK Ltd reserves the right to make changes at any time, without notice, to prices, colours, material, design, shape, specifications and models, and to discontinue items. For the latest details, please consult your Hyundai dealer.



This brochure is printed on FSC® (Forestry Stewardship Council) certified paper which has been produced at a mill and printed by a printer that has been certified to the ISO 14001 environmental standard using vegetable oil based inks and aqueous based coatings. It can be disposed of by recycling, incineration for recovery or is biodegradable.

Your local Hyundai dealer:



Customer enquiries: 0800 981 981

www.time4leasing.co.uk/car-leasing/hyundai/



Model on front cover: Tucson Premium SE in White Sand metallic paint. HB2471 10/16