

TOYOTA
C-HR



TOYOTA

ALWAYS A
BETTER WAY

TIME 4 LEASING

Affordable Car Leasing Deals for Everyone

5 year
TOYOTA
WARRANTY

www.time4leasing.co.uk/car-leasing/toyota/



Worldwide
Olympic Partner



Worldwide
Paralympic Partner

An aerial view of a city street, likely in London, showing a mix of historic and modern architecture. A man's face is visible in the top right corner, looking out over the city. The text "FLOW THROUGH URBAN LIFE" is written diagonally across the middle of the image.

FLOW THROUGH URBAN LIFE

CONTENTS

- 4 Urban flow
- 6 Flow motion
- 8 Urban style
- 10 A boost for your senses
- 12 Crafted around you
- 14 Live and connected
- 16 Pure sound

- 18 Toyota Touch® 2
- 22 Your road, your life
- 24 Expecting the unexpected
- 26 The collection
- 36 Colour options
- 40 Wheel options

- 42 Trim options
- 44 Accessories
- 52 Specifications
- 56 Equipment
- 58 Owning a Toyota



Bring your brochure to life. With the Toyota Explore app, there is so much more exclusive content to discover.



SIMPLY DOWNLOAD THE FREE TOYOTA EXPLORE APP TO YOUR SMARTPHONE OR TABLET FROM THE APP STORE OR GOOGLE PLAY.



OPEN THE APP. POINT YOUR DEVICE AT THE PAGE WHEREVER YOU SEE THE ABOVE ICON.



EXPLORE THE TOYOTA C-HR IN MORE DETAIL.



Available on the
App Store



GET IT ON
Google Play

Model shown: Dynamic Hybrid



URBAN FLOW

Experience the poise and precision of the Toyota C-HR – combining the agility of a dynamic hatchback with the confidence of a high-riding SUV.



SCAN THIS PAGE.
See the Toyota C-HR
in action.



Model shown: Excel Hybrid



Model shown: Dynamic Hybrid



FLOW MOTION

Flow through life with the smooth and efficient Toyota hybrid drive. With its quiet, relaxing drive, you'll immediately feel at one with your surroundings – whether in the city or on the open road.



URBAN STYLE

Inspired by the multifaceted perfection of a diamond, the expressive, sculpted lines of the Toyota C-HR make it a cut above the rest.



SCAN THIS PAGE.
Take a deeper look at
Toyota C-HR design.



Model shown: Dynamic Hybrid

A BOOST FOR YOUR SENSES

Sleek, stylish and alive, the Toyota C-HR's purposeful stance is eye-catching from every angle. Its athletic design gives the sensation of movement – even at a standstill.

Dramatic LED headlights feature eye-catching 'sequential' LED indicators*.

*** Only available on Dynamic grade.**



Model shown: Excel Hybrid



CRAFTED AROUND YOU

With every feature flowing beautifully into the next, leather seats* and premium finishes make the interior of the Toyota C-HR unique.

* Optional on Icon, Design and Dynamic grades.



Take control with elegance in the Toyota C-HR's
diamond-influenced interior.

Model shown: Dynamic Hybrid with optional Premium Pack

The image shows the front interior of a Toyota C-HR. The dashboard is dark with a large, wide infotainment screen in the center displaying a navigation map. Below the screen are air vents and a digital display showing '21.5' on both sides. The steering wheel is black with the Toyota logo in the center and has multiple control buttons. Behind the steering wheel are two analog gauges (speedometer and tachometer) and a small digital display showing 'TOYOTA C-HR'. The gear shift is visible in the lower left. The background shows a city street at night through the windshield.

LIVE AND CONNECTED

**There's only one focus inside the Toyota C-HR:
the whole interior has been designed around
the driver, putting you firmly in control.**

Model shown: Dynamic Hybrid with optional Premium Pack

With music streaming and real-time connected services, Toyota Touch® 2 turns playlists into possibilities.

The display is as clear as the music with the Toyota C-HR's intuitive 8-inch touchscreen.



Deep, melodic, energetic, pure – the Toyota C-HR has a tailor-made JBL audio system* that delivers music exactly as the artist intended.

PURE SOUND

* Optional on Design, Excel and Dynamic grades.



SCAN THIS PAGE.
Discover the JBL
sound system.

JBL

Experience every nuance of the music thanks to an 8-channel, 576-watt stereo amp,
nine speakers and patented JBL wave guides.

A WORLD OF INFORMATION AND ENTERTAINMENT AT YOUR FINGERTIPS



TOYOTA
TOUCH® 2*

The Toyota Touch® 2 multimedia system features an easy-to-use high resolution 8" colour touchscreen. It lets you access and monitor a range of information related to your car. From viewing trip data and climate control settings to customising a number of functions, such as door locks and lighting, you'll find everything you need to make your journeys more comfortable. The system also helps to take the stress out of parking with a reversing camera display.

The Toyota Touch® 2's advanced audio system lets you appreciate your favourite music in rich quality, and view album, artist and track information clearly, all via convenient Bluetooth® or USB connections. Additionally, your audio options can be accessed through the clear touchscreen, letting you select a wide choice of DAB+ stations, so you can appreciate the full, crystal-clear multimedia experience with ease.



BLUETOOTH®



**REVERSING
CAMERA**



**INFORMATION
DISPLAY**



**MP3 & IPOD®
CONNECTIVITY**



**MULTIMEDIA
MANAGEMENT**





TOYOTA TOUCH® 2 WITH GO^s

Now with three years' free map care and connected services.

Toyota Touch® 2 with Go adds enhanced full-map navigation as well as class-leading connected services, delivered through its wide range of apps. Intuitive navigation provides clear visual display of signposts, junctions and lane guidance as well as speed limit and speed camera warning.

The new Auto Navigation function lets you programme up to four destinations, for each day of the week. So when you set off within a departure window, your chosen destination will be automatically activated and a route plotted. The system will also show you traffic information, making your daily commutes less of a grind.

In addition, the enhanced multimedia offering available on Design, Excel and Dynamic grades includes features such as 3D maps, voice recognition and text-to-speech.

Compatibility and synchronisation: Device synchronisation and compatibility may depend on a number of factors including the device being used, software versions installed, inbox size and your mobile network. All features are developed to industry-wide standards. Toyota cannot guarantee that all devices will operate or be compatible with our vehicles.

3
YEAR

MAP CARE
& CONNECTED
SERVICES



FULL-MAP
NAVIGATION



INTUITIVE DETOUR
FUNCTION




SPEED LIMIT &
SPEED CAMERA
WARNING



TOYOTA ONLINE

A WORLD OF INNOVATIVE SERVICES



Breakthrough connected services are pre-installed in your system (Toyota Touch® 2 with Go*) and are free for the first 3 years. To activate and access these services simply create a My Toyota account and register your device.




Toyota Real-Time Traffic powered by TomTom

Works on real-time traffic flow, alerting you to slow-moving or queuing traffic, with the option to re-route your journey to avoid congestion and save time.



TRAFFIC MONITOR



DETOUR OPTION



DETOUR INFORMATION



Online applications

Activate apps on your Toyota Touch® 2 with Go Navigation system to keep you informed and entertained. Apps are available for everything from the weather to fuel costs and available parking places, helping you to drive safely and more economically.



Google Street View™

Provides imagery of your current location, or a location of your choice, allowing you to start navigating directly from the image, so you'll never be lost.



GOOGLE STREET VIEW™



Online Local Search

Point Of Interest database enhanced by an online search facility. Connects to the internet via your phone, allowing you to search easily for the nearest fuel, restaurant, hospital or any type of place of interest.



ONLINE LOCAL SEARCH

Toyota Online services available on Toyota Touch® 2 with Go. Availability of Toyota Online services depends on compatibility with a Bluetooth®-equipped mobile phone (with DUN or PAN Bluetooth® profile) with a data plan. It also requires a mobile network operator that permits tethering. Toyota Touch® 2 images are for illustration purposes only and may not be to UK specification.

* Standard on Design, Excel and Dynamic grades, optional on Icon.



Model shown: Excel Hybrid



YOUR ROAD, YOUR LIFE

Whether you want an advanced
1.8 Petrol Hybrid or a 1.2 Petrol
Turbo, the Toyota C-HR gives
you the choice.

HYBRID

1.8 Petrol Hybrid Automatic FWD

Power

122 DIN hp

Fuel consumption*

74.3 mpg

CO₂ emissions*

86 g/km

Acceleration

0–62 mph

11 seconds

Available on

**Icon, Design,
Excel and Dynamic**

PETROL

1.2 Petrol Turbo Manual FWD

Power

115 DIN hp

Fuel consumption*

46.3–47.1 mpg

CO₂ emissions*

135–138 g/km

Acceleration

0–62 mph

10.9 seconds

Available on

**Icon, Design,
Excel and Dynamic**

PETROL

1.2 Petrol Turbo Automatic AWD

Power

115 DIN hp

Fuel consumption*

42.1 mpg

CO₂ emissions*

152 g/km

Acceleration

0–62 mph

11.4 seconds

Available on

**Design, Excel and
Dynamic**

FWD = Front Wheel Drive

AWD = All Wheel Drive

* Combined cycle.

EXPECTING THE UNEXPECTED

Uncompromising protection, come rain or shine, with Toyota Safety Sense technologies standard throughout the range.



Pre-Collision System with Pedestrian Detection

When the risk of a collision is detected, audio and visual warnings and brake assistance are activated.

If the driver fails to respond in time, the brakes automatically engage to either prevent or mitigate a collision.



Lane Departure Alert

Detects lane markings in the road ahead and alerts the driver with audio and visual warnings – and steering support if necessary – should the vehicle start to deviate from its lane without the turn indicator being applied.



Automatic High Beam

Detects the lights of oncoming vehicles and traffic ahead while monitoring the brightness of streetlights, to allow automatic switching between high and low beam for safer night-time driving.



Road Sign Assist

Monitors on-coming road signs and clearly displays information such as current speed limits. The system also provides a visual and audio warning if the driver fails to follow the road sign indication.



Adaptive Cruise Control

Automatically adjusts speed and maintains a safe distance from the vehicle in front, reducing the burden on the driver during long motorway journeys.





SCAN THIS PAGE.
Find out more about
Toyota Safety Sense.



Model shown: Design Hybrid

All active safety technologies are intended to be back-up systems only and are not a substitute for safe and attentive driving. The functionality of these systems may be impacted by driving conditions. Further information is available from your local Toyota Centre.

An advertisement for the Toyota C-HR. The background is a cityscape at sunset, with the Shard being a prominent feature. In the foreground, a dark brown C-HR is shown from the rear left, and a white C-HR is shown from the front right. A third car, partially visible on the far right, is blue. The text 'THE COLLECTION' is written diagonally across the upper part of the image. Another diagonal section contains the text 'Icon, Design, Excel or Dynamic: find your perfect match.'

THE COLLECTION

Icon, Design, Excel or Dynamic:
find your perfect match.





ICON

MAIN FEATURES

- 17" alloy wheels (5-spoke)
- Rain-sensing wipers
- Front fog lights (bulb type)
- Black fabric seats
- 3-spoke leather steering wheel
- Dual-zone automatic air conditioning
- 4.2" coloured TFT multi-information display
- 8" multimedia display
- Toyota Touch® 2 multimedia system
- 6 speakers
- Reversing camera
- LED daytime running lights

- Electronic parking brake
- Toyota Safety Sense (see page 24)

OPTIONS

- Toyota Touch® 2 with Go Navigation system
- Full black leather seats
- Tech Pack (Smart Entry, Push-Button Start*, Blind Spot Monitor (BSM), Rear Cross Traffic Alert (RCTA), Lane Change Assist (LCA), auto-folding mirrors)

* Standard on hybrid.





Icon is the complete package for active lifestyles.



DESIGN

MAIN FEATURES (ADDITIONAL TO ICON)

- 18" black machined-face alloy wheels (5-double-spoke)
- Heated front seats with power-adjustable lumbar support
- Front and rear parking sensors
- Intelligent Parking Assist (IPA)
- Toyota Touch® 2 with Go Navigation and enhanced features

- Smart entry and push-button start
- Auto folding, heated door mirrors with integrated indicator
- Privacy glass
- Illuminated entry and ambient lighting

OPTIONS

- Leather Pack: Driver and passenger seatback pockets and leather seats
- JBL Pack: 9 speakers and JBL Premium sound system
- Premium Pack: 9 speakers and JBL Premium, driver and passenger seatback pockets and leather seats



Design, complementing your style.

EXCEL



**MAIN FEATURES
(ADDITIONAL TO DESIGN)**

- 18" black machined-face alloy wheels (10-double-spoke)
- Full black leather seats
- ION generator
- Rear LED lights
- Blind Spot Monitor (BSM)
- Rear Cross Traffic Alert (RCTA)
- Lane Change Assist (LCA)

OPTIONS

- JBL Pack: 9 speakers and JBL Premium sound system



Excel offers a luxurious and high quality interior as standard.



DYNAMIC

MAIN FEATURES

(ADDITIONAL TO EXCEL)

- 18" matte black alloy wheels (5-double-spoke)
- Standard metallic paint
- Black roof
- Front LED headlights
- LED fog lights
- Black fabric seats with power lumbar support
- Silver deco line on upper dashboard

OPTIONS

- Leather Pack: Driver and passenger seatback pockets and leather seats
- JBL Pack: 9 speakers and JBL Premium sound system
- Premium Pack: 9 speakers and JBL Premium, driver and passenger seatback pockets and leather seats



Dynamic combines striking looks and cutting-edge technology.

TRUE COLOURS
on Icon, Design and Excel

040 Pure White



070 White Pearl*



1K0 Metal Stream[§]



4U3 Havana Brown[§]



1F7 Tyrol Silver[§]



1G3 Decuma Grey[§]



209 Eclipse Black[§]



3T3 Tokyo Red^{*◊}



8W9 Cyan Splash^{§◊}



8X2 Nebula Blue^{§◊}



Images used are for illustrative purposes only.

* Pearlescent paint.

§ Metallic paint.

◊ Not available on Excel.



MIX IT

2NH Nebula Blue[®] with black roof[†]



2NA White Pearl* with black roof[§]



2NB Decuma Grey[°] with black roof[§]



2RV Cyan Splash[°] with black roof[§]



2NK Metal Stream[°] with black roof[§]

* Pearlescent paint.

[§] Only available
on Dynamic.

[°] Metallic paint.



AROUND TOWN



**18" black machined-face
alloy wheels (5-double-spoke)**
Standard on Design



**18" matte black
alloy wheels
(5-double-spoke)**
Standard on Dynamic



**18" black machined-face alloy
wheels (10-double-spoke)**
Standard on Excel



17" alloy wheels (5-spoke)
Standard on Icon

1.



2.



3.



4.



17" wheels in a choice of four finishes for Icon grade only
 1. Silver
 2. Anthracite machined
 3. Black machined
 4. Matte black

5.



6.



18" wheels in a choice of two finishes for Excel grade only
 5. Silver
 6. Matte black

7.



7. Centre caps – choice of colours (available on Excel only)

FINISHING TOUCHES



Black fabric
Standard on Icon,
Design and Dynamic



Black leather*
Standard on Excel,
optional on Design
and Dynamic



Black leather*
Optional on Icon

* Front of backrest and cushion are 100% natural leather,
other components are synthetic leather.

The SUV Pack* gives the Toyota C-HR a more rugged stance, combining a front guard with integrated underrun, distinctive tubular steel side bars and a rear underrun, while the Sport Pack has a more sporty look, combining a front skirt, side and rear underruns.

OPTIONS

SUV PACK[§]

1. Front guard
2. Stainless steel side bars
3. Rear diffuser

SPORT PACK[§]

3. Rear diffuser
4. Front skirt
5. Side underruns

* SUV Pack is not compatible with Sports Pack or Accents Pack.

[§] 18" matte black wheels shown in above image are optional and not part of either SUV or Sport Packs. Model shown is for illustrative purposes only.



SUV & SPORT PACKS





ACCENT PACK*

1.
2.
3.

Add a touch of colour to your Toyota C-HR with an Accent Pack, available in Metal Stream[§], Tokyo Red, Havana Brown[§], White[§], Lime Green or Chrome.

* Accents Pack is not compatible with SUV Pack or Sports Pack.

[§] Please contact your local Toyota Centre for more details.

ACCENT COLOURS



Metal Stream⁵



Tokyo Red



Havana Brown⁵



White⁵



Lime Green



Chrome



1.
Rear trim

2.
Front bumper insert

3.
Fog light surrounds

4.
Side sill inserts

Image shown includes optional red centre caps (available only on Excel 18" wheels) and mirror covers – available to order separately.

The Parking Pack* adds four front and four rear sensors to make parking even easier.

PARKING PACK

* Icon grade only.



PROTECTION PACK

The Protection Pack helps keep your Toyota C-HR in showroom condition. The stainless steel rear bumper protection plate helps prevent scrapes and scratches when loading items into the boot, while the boot liner prevents damage to the boot carpet. These are combined with front and rear mud flaps, which are designed to protect your car from mud, spray and stone chips.



Toyota C-HR towing packs consist of a vertically detachable tow bar, with a choice of either a 7- or 13-pin dedicated Toyota genuine wiring kit.


Features

- 725–1300 kg towing capacity depending on engine type (the tow bar is designed for your car's maximum towing capacity).
- Supplied with a protective tow-ball cap bearing the Toyota logo.

- All Toyota tow bars can be used to support the 2-bicycle version of the Toyota rear bicycle holder.
- With the detachable tow bar, a smart plastic cover is supplied to place over the base when the hook is removed.
- On the detachable tow bar, the hook attaches or removes by means of a turning knob that also incorporates a security lock.

Tow bars - detachable

Safety for you and your car is at the heart of the Toyota tow bar wiring harness. Individually designed for each Toyota model, the harness seamlessly integrates your car's lights and signals with those on a towed trailer or rear bicycle holder.



Tow bar wiring harness

Features

- The harness has independent circuitry and a fused module to eliminate the risk of overloading your car's existing electrical system.
- The fused module prevents a fault in the trailer's circuitry affecting your car's systems. For instance, your car's indicators will continue working even if those on the trailer fail.
- Toyota specialists designed the cable route to safely avoid contact with moving car parts, heat, irregular surfaces and metal edges.
- There are no loose or hanging cables that could catch on road obstacles or interfere when loading or unloading the boot.
- Strategic reinforced cable protection guards against accidental damage and the consequent risks of lighting failure or fire caused by electrical shorting.

SPECIFICATIONS

ENVIRONMENTAL PERFORMANCE	1.2 Petrol Turbo (115 hp) 6-Speed Manual FWD	1.2 Petrol Turbo (115 hp) Automatic AWD	1.8 Petrol Hybrid (122 hp) Automatic FWD
Wheels	17"/18"	18"	17"/18"
Fuel consumption (applicable legislation)			
Combined (mpg)	47.1 / 46.3	42.1	74.3
Urban (mpg)	38.2 / 38.6	35.3	83.0
Extra urban (mpg)	53.2	47.8	70.6
Carbon dioxide, CO₂ (applicable legislation)			
Combined (g/km)	135 / 138	152	86
Urban (g/km)	157 / 167	183	77
Extra urban (g/km)	120 / 121	134	92
Exhaust emissions (regulation EC/715/2007 as amended by EC 2016/646W)			
Euro class	EURO 6	EURO 6	EURO 6
Carbon Monoxide, CO (mg/km)	104.3	152.4	128
Hydrocarbons, THC (mg/km)	17.5	24.6	20.2
Hydrocarbons, NMHC (mg/km)	12.9	17.6	17.4
Nitrogen Oxides, NOx (mg/km)	22.5	16.9	9.6
Sound Level Drive by (dB(A))	67.5	65.4	66.7

All mpg and CO₂ emissions figures stated in this brochure are sourced from official EU regulated tests. These are provided for comparability purposes and may not reflect your actual driving experience. Fuel consumption varies significantly depending on a number of factors, including driving style, conditions, speed and vehicle weight. On 1st September 2017, a new more realistic test for measuring fuel consumption and CO₂ was introduced called World Harmonised Light Vehicle Test Procedure (WLTP). From 1st September 2018, WLTP will fully replace the New European Driving Cycle (NEDC) which is the current test procedure. Due to more realistic test conditions, the fuel consumption and CO₂ emissions measured under the WLTP are in many cases higher than those measured under NEDC. All mpg and CO₂ figures quoted are NEDC 'correlated'. This means the mpg and CO₂ figures are based on the new WLTP test procedure but calculated (using a standard European calculation method) to allow comparison with the current NEDC test cycle. Please note: All exhaust emission figures shown are full WLTP figures. More information can be found by visiting <https://www.toyota.co.uk/world-of-toyota/environment/wltp>.

ENGINE	1.2 Petrol Turbo (115 hp) 6-Speed Manual FWD	1.2 Petrol Turbo (115 hp) Automatic AWD	1.8 Petrol Hybrid (122 hp) Automatic FWD
Engine code	8NR-FTS	8NR-FTS	2ZR-FXE
Number of cylinders	4, in line	4, in line	4, in line
Valve mechanism	16-valve DOHC	16-valve DOHC	16-valve DOHC with VVT-i
Fuel injection system	Direct injection (D-4)	Direct injection (D-4)	Electronic fuel injection (EFI)
Displacement (cc)	1197	1197	1798

ENGINE	1.2 Petrol Turbo (115 hp) 6-Speed Manual FWD	1.2 Petrol Turbo (115 hp) Automatic AWD	1.8 Petrol Hybrid (122 hp) Automatic FWD
Bore x stroke (mm x mm)	71.5 x 74.5	71.5 x 74.5	80.5 x 88.3
Compression ratio	10:1	10:1	13:1
Maximum torque (Nm@rpm)	185/1500–4000	185/1500–4000	142/3600–4000
Maximum output (hp)	115	115	122
Maximum output (kW@rpm)	85/5600	85/5600	90/5200

Electric front motor

Hybrid vehicle battery

Type	Permanent magnet synchronous motor	Type	Nickel-metal hydride
Maximum output (kW@rpm)	53	Number of battery modules	28
Maximum torque (Nm@rpm)	163	Capacity Ah (hr)	6.5

TRANSMISSION	1.2 Petrol Turbo (115 hp) 6-Speed Manual FWD	1.2 Petrol Turbo (115 hp) Automatic AWD	1.8 Petrol Hybrid (122 hp) Automatic FWD
Transmission type	Manual	Automatic	Automatic
Gear 1	3.727	—	—
Gear 2	2.045	—	—
Gear 3	1.310	—	—
Gear 4	0.971	—	—
Gear 5	0.764	—	—
Gear 6	0.619	—	—

PERFORMANCE	1.2 Petrol Turbo (115 hp) 6-Speed Manual FWD	1.2 Petrol Turbo (115 hp) Automatic AWD	1.8 Petrol Hybrid (122 hp) Automatic FWD
Maximum speed (mph)	118	111	105
Acceleration 0–62 mph (secs)	10.9	11.4	11

SUSPENSION	1.2 Petrol Turbo (115 hp) 6-Speed Manual FWD	1.2 Petrol Turbo (115 hp) Automatic AWD	1.8 Petrol Hybrid (122 hp) Automatic FWD
Front	MacPherson strut	MacPherson strut	MacPherson strut
Rear	Double wishbone	Double wishbone	Double wishbone

SPECIFICATIONS

BRAKES		1.2 Petrol Turbo (115 hp) 6-Speed Manual FWD	1.2 Petrol Turbo (115 hp) Automatic AWD	1.8 Petrol Hybrid (122 hp) Automatic FWD
Front		Ventilated disc	Ventilated disc	Ventilated disc
Rear		Disc	Disc	Disc
LOAD CAPACITY		1.2 Petrol Turbo (115 hp) 6-Speed Manual FWD	1.2 Petrol Turbo (115 hp) Automatic AWD	1.8 Petrol Hybrid (122 hp) Automatic FWD
Number of seats		5	5	5
Luggage capacity – laden to tonneau cover (l)		377	377	377
DIMENSIONS & WEIGHTS		1.2 Petrol Turbo (115 hp) 6-Speed Manual FWD	1.2 Petrol Turbo (115 hp) Automatic AWD	1.8 Petrol Hybrid (122 hp) Automatic FWD
Exterior length (mm)		4360	4360	4360
Exterior width (mm)		1795	1795	1795
Exterior height (mm)		1565	1565	1555
Front tread (mm)		1540* / 1550	1550	1540* / 1550
Rear tread (mm)		1560 ^s / 1570	1570	1560 ^s / 1570
Overhang front (mm)		905	905	905
Overhang rear (mm)		815	815	815
Wheelbase (mm)		2640	2640	2640
Turning radius tyre (m)		5.2	5.2	5.2
Gross vehicle weight – total (kg)		1845	1930	1860
Kerb weight (kg)		1320–1375	1460	1380–1420
Towing capacity with brakes (kg)		1300	1100	725
Towing capacity without brakes (kg)		720	720	725

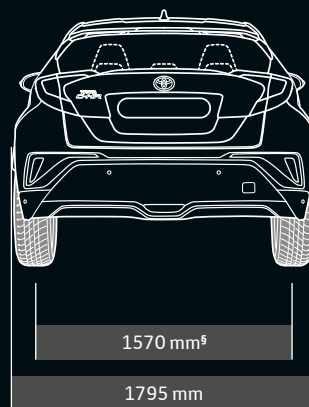

WHEELS

	ICON	DESIGN	EXCEL	DYNAMIC
17" alloy wheels (5-spoke)	●	—	—	—
18" black machined-face alloy wheels (5-double-spoke)	—	●	—	—
18" black machined-face alloy wheels (10-double-spoke)	—	—	●	—
18" matte black alloy wheels (5-double-spoke)	—	—	—	●
Tyre repair kit	●	●	●	●

● = Standard

○ = Optional

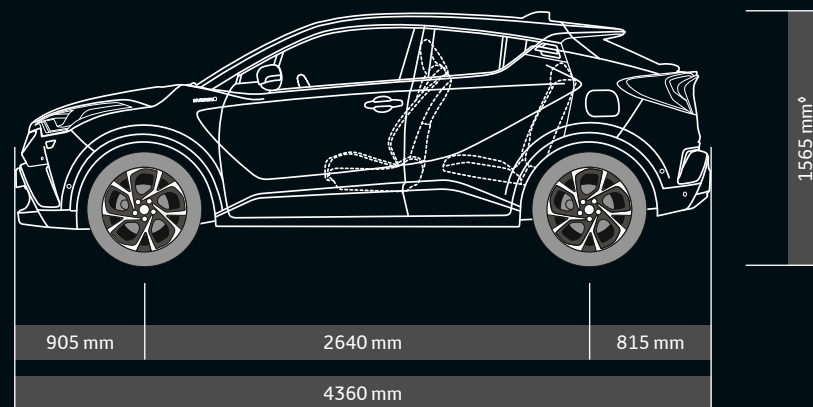
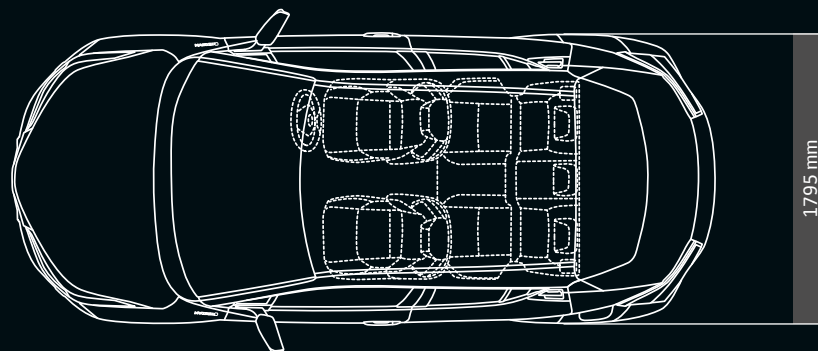
— = Not available



* 1540 mm on Icon.

§ 1560 mm on Icon.

° 1555 mm on Hybrid.



EQUIPMENT

EXTERIOR STYLING

	ICON	DESIGN	EXCEL	DYNAMIC
Privacy glass on rear windows	—	●	●	●
Bi-tone black roof	—	—	—	●
LED front light guide	—	—	—	●
Body-coloured front bumper	●	●	●	●
Black & body-coloured rear bumper	●	●	●	●
Black diffuser	●	●	●	●
Body-coloured door mirrors and handles	●	●	●	●

EXTERIOR COMFORT

Auto headlights	●	●	●	●
Auto wipers	●	●	●	●
Follow-me-home headlights	●	●	●	●
Puddle lights applicabilities	○*	●	●	●
Boot door release with push button	●	●	●	●
Power-adjustable door mirrors	●	●	●	●

INTERIOR STYLING

3-spoke leather steering wheel with multimedia switches	●	●	●	●
Electronic parking brake	●	●	●	●
Leather gear shift	●	●	●	●
Leather effect padded armrest on front console box	●	●	●	●
Light blue ambient lighting on front doors	—	●	●	●
Black front door insert	●	●	—	—
Dark brown front door insert	—	—	●	—
Dark purple front door insert	—	—	—	●
Gunmetal grey decoration line on front door and dashboard	●	—	—	●
Silver decoration line on front door and dashboard	—	●	●	—
Black roof lining	●	●	●	●
Satin chrome rings on analogue speedometer	●	●	●	●

INTERIOR COMFORT

	ICON	DESIGN	EXCEL	DYNAMIC
4.2" coloured TFT screen for multi-information display	●	●	●	●
Dual-zone automatic air conditioning	●	●	●	●
Heated driver's & front passenger seats	—	●	●	●
Power-adjustable lumbar support on driver's seat	—	●	●	●
Audio & telephone switches on steering wheel	●	●	●	●
Electric Power Steering (EPS)	●	●	●	●
Child safety door locks	●	●	●	●
Power door locks	●	●	●	●
Front & rear power windows with auto up & down and anti-jam protection	●	●	●	●
Illuminated entry system	●	●	●	●
Driver's & front passenger personal lights	●	●	●	●
Boot light	●	●	●	●
Humidifying Nanoe™ air purifier	—	—	●	—

STORAGE

Glovebox with internal light	●	●	●	●
Front cup holders	●	●	●	●
Driver's & passenger seatback pockets	—	○	●	○
Hard tonneau cover	●	●	●	●

MULTIMEDIA

Toyota Touch® 2 multimedia system with 8" display	●	●	●	●
Toyota Touch® 2 with Go Navigation system	○	●	●	●
Bluetooth® connectivity	●	●	●	●
Digital Audio Broadcasting (DAB)	●	●	●	●
Voice recognition	—	●	●	●
USB & Aux in connectors + 12V front outlet	●	●	●	●
JBL Premium audio system with 9 speakers	—	○ ⁵	○ ⁵	○ ⁵
6 speakers	●	●	●	●

SAFETY	ICON	DESIGN	EXCEL	DYNAMIC
Reversing camera	●	●	●	●
Intelligent Parking Assist (IPA) – front and rear parking sensors	—	●	●	●
LED daytime running lights	●	●	●	●
Pre-Collision System (PCS) with Pedestrian Detection	●	●	●	●
Lane Departure Alert (LDA) with Steering Control	●	●	●	●
Road Sign Assist (RSA)	●	●	●	●
Automatic High Beam (AHB)	●	●	●	●
Adaptive Cruise Control (ACC)	●	●	●	●
Adjustable Speed Limiter (ASL)	●	●	●	●
Projector & reflector halogen headlights	●	●	●	—
LED headlights with sequential LED indicators	—	—	—	●
Rear combination lights (bulb type)	●	●	●	—
Rear LED lights	—	—	—	●
Front fog lights	●	●	●	—
Front LED fog lights	—	—	—	●
Anti-lock Braking System (ABS)	●	●	●	●
Vehicle Stability Control (VSC)	●	●	●	●
Traction Control (TRC)	●	●	●	●
Trailer Sway Control (TSC)	● ^o	● ^o	● ^o	● ^o
Hill-start Assist Control (HAC)	●	●	●	●
Tyre Pressure Warning System (TPWS)	●	●	●	●
Brake Assist (BA)	●	●	●	●
Rear Cross Traffic Alert (RCTA)	○*	—	●	●
Blind Spot Monitor (BSM)	○*	—	●	●
Immobiliser	●	●	●	●
Motion sensor alarm	●	●	●	●
Intrusion alarm	●	●	●	●
Front and rear seat belt reminder	●	●	●	●
Supplemental Restraint System (SRS) airbags – 7 airbags	●	●	●	●

SAFETY	ICON	DESIGN	EXCEL	DYNAMIC
Front passenger airbag on/off switch	●	●	●	●
ISOFIX seat fixing	●	●	●	●
Driver's & front passenger Whiplash Injury Lessening (WIL) seats	●	●	●	●
High-mounted LED stop light	●	●	●	●
LED rear brake lights	●	●	●	●
Automatic headlight levelling	—	—	—	●

OPTION PACKS

Tech Pack – Smart entry, Push-button start (already standard on Hybrid), Blind Spot Monitor (BSM), Rear Cross Traffic Alert (RCTA), Lane Change Assist (LCA), Auto-folding mirrors and puddle lights	○	—	●	●
Full black leather seats	○	—	●	—
JBL Pack – 9 speakers and JBL Premium sound system	—	○	○	○
Premium Pack – Full black leather seats, JBL premium audio system with 9 speakers	—	—	—	○
17" Alloys – 5-spoke design in a choice of four finishes	○	—	—	—
18" Alloys – multi-spoke design	—	—	○	—
Accents Pack – coloured front and rear bumper trims, side sills and fog light surrounds**	○	○	○	○
Protection Pack – rear bumper protection plate, front and rear mud flaps and boot liner	○	○	○	○
Sport Pack – front skirt, side underruns and rear diffuser	○	○	○	○
SUV Pack – front guard, stainless steel side bars and rear diffuser**	○	○	○	○
Towing Pack – vertical detachable tow hitch with dedicated wiring	○	○	○	○

● = Standard ○ = Optional — = Not available

* Optional as part of Tech Pack.

§ Optional as part of JBL Pack or Premium Pack.

° Not available on 1.8 Petrol Hybrid (122 hp) Automatic.

** SUV Pack, Accents Pack and Sports Pack are not compatible.

OWNING YOUR NEW TOYOTA C-HR

Servicing your Toyota

Toyota Fixed Price Servicing means you will be sure to know the cost of your service up front. Expertly trained technicians using only genuine Toyota parts will carry out your service at one of over 200 Authorised Toyota Service Centres. The technicians will advise you on the correct service for your car based on the car's age, mileage and service history.

For more information visit toyota.co.uk/owners/service-mot-maintenance

Service Plans

Inflation-proof pricing with a monthly or one-off payment plan means one less thing to worry about. With Toyota Service Plans the price you're quoted is guaranteed for the duration of your plan. The service, parts and labour are all paid for either in monthly instalments or as a one-off payment at the beginning of your plan.

For more information visit toyota.co.uk/owners/service-mot-maintenance

Toyota Fixed Price Repairs using Genuine Parts

We offer fixed prices on a number of repair items for your Toyota giving you peace of mind when it comes to managing costs. Also don't forget we only use genuine Toyota parts, all of which come with at least 12 months' warranty (some even offer unlimited mileage warranties); and your car will always be dealt with by a trained Toyota technician.

For more information visit toyota.co.uk/owners/service-mot-maintenance

My Toyota

Whether you're a long-term owner or have recently taken delivery of a new Toyota, there are lots of reasons to join **My Toyota**. Packed with time-saving and convenient features, **My Toyota** ensures everything you need to manage your vehicle ownership is in one place. You'll also gain access to **My Rewards** where you can enjoy great offers and discounts from big brands on everything from family days out to pampering as well as everyday deals.

For more information visit toyota.co.uk/mytoyota or download the My Toyota Europe app* now available on iTunes and Android.



Toyota Accessories

Toyota accessories are designed and manufactured with the same care, quality and attention to detail as Toyota vehicles. Tailor-made for your Toyota, they fit perfectly and add a personal touch of style, comfort and practicality. Also, because they've been tested under the most severe conditions, you can have complete confidence in their reliability and durability. To add to the reassurance, every genuine Toyota accessory has a 5-year warranty when purchased together with the vehicle.

For more information visit toyota.co.uk/owners/parts-accessories

Toyota Roadside Assistance

When you buy a Toyota you will automatically receive 12 months' AA Roadside Assistance in the UK and Europe, free of charge; after the first year the cost of Toyota Roadside Assistance is £7 per month when paid by monthly Direct Debit, £72 per annum if paid by annual Direct Debit or £76 per annum when paid by all other payment methods.[§]

For full terms and conditions please visit toyota.co.uk/owners/roadside-assistance

5-Year Toyota Warranty

Every new Toyota comes with a 5-year/100,000-mile (whichever comes first) manufacturer's warranty, covering you against the unlikely event of a manufacturing defect causing a mechanical fault.

For full details, please ask your official Toyota Centre or visit toyota.co.uk/owners/warranty/toyota-warranty

Corrosion Cover

The 12-year unlimited mileage cover protects against rust perforation affecting sheet metal body panels as a result of a manufacturing fault. This warranty can also be transferred to any future owner throughout the 12-year period.

Rust and Paint Cover

The 3-year unlimited mileage cover protects against defects and surface rust as a result of a manufacturing fault.

* Features on desktop and app vary.

§ Prices shown are correct at time of going to print.

Toyota Business Plus

Designed to support business operators and company vehicle drivers, Toyota Business Plus is our promise to help you procure, manage and upgrade your fleet quickly, efficiently and cost-effectively. Business Plus unites our passenger car and commercial vehicle ranges, with tailored services, ensuring fleet managers can keep their company car drivers happy and business costs down.

Our specialist Business Centres promise you same-day access to a business manager or dedicated sales executive. With business offers and interactive whole-life cost modelling tools, which consider emissions, fuel economy, servicing, insurance and residual value data, our advisers can accurately compare tax costs against any competitor. Whenever servicing is due, we can offer fixed-price servicing, free local vehicle collection and delivery (with wash and vac), plus a guaranteed booking within 3 days.

Special offers, fixed-price fleet servicing, specialist fleet insurance, business daily hire, Toyota Fleet Financial Services, extended test drives and a dedicated Business Centre Network are just some of the services business customers can expect from Toyota Business Plus.

For more information visit toyota.co.uk/business-customers

Toyota Extended Warranty

You have the choice of either the low-user option that restricts you to 15,000 miles per year or 12 months whichever comes first or the 12-month unlimited mileage cover. You also have a choice between 12 and 24 months' cover (subject to vehicle eligibility). The 24-month option will show a saving over two 12-month Toyota Extended Warranty policies and is available with the low-user option at 30,000 miles or 24 months whichever comes first.

The Toyota Extended Warranty can be renewed until the vehicle is 12 years old with less than 100,000 miles at point of sale, and if a part covered by the Toyota Extended Warranty suffers electrical or mechanical failure at any time during the term, Toyota is committed to fixing it. You don't pay for replacement parts or labour.

For more information visit toyota.co.uk/owners/warranty/extended-warranty

Flexible Finance from Toyota Financial Services

All our plans offer easy budgeting and peace of mind and **AccessToyota** brings these benefits together in one flexible package.

Toyota Financial Services, Great Burgh, Burgh Heath, Epsom, Surrey, KT18 5UZ.

Finance subject to status to over 18s only. Indemnities may be required. Terms and conditions apply.

TFS is authorised and regulated by the Financial Conduct Authority.



Toyota Business + Plus



TOYOTA

ALWAYS A
BETTER WAY

www.time4leasing.co.uk/car-leasing/toyota/

TOYOTA C-HR. PERFECT FLOW.



While every effort is made to reproduce accurate information, we reserve the right to change specifications, equipment and availability without prior notice. This brochure cannot be regarded as reliable (some of the vehicles shown may not be to exact UK specification), and as such does not constitute an offer for sale of any particular vehicle or specification. For the latest specification and availability, we ask that you contact your local Toyota Centre. Vehicle body colours may differ slightly from the printed images in this brochure. The readability of QR codes present in this brochure may differ according to the scanner used. Toyota cannot be held responsible should your device not be able to read any QR codes or interactive content markers.

All mpg and CO₂ emissions figures stated in this brochure are sourced from official EU regulated tests. These are provided for comparability purposes and may not reflect your actual driving experience. Fuel consumption varies significantly depending on a number of factors, including driving style, conditions, speed and vehicle weight. On 1st September 2017, a new more realistic test for measuring fuel consumption and CO₂ was introduced called World Harmonised Light Vehicle Test Procedure (WLTP). From 1st September 2018, WLTP will fully replace the New European Driving Cycle (NEDC) which is the current test procedure. Due to more realistic test conditions, the fuel consumption and CO₂ emissions measured under the WLTP are in many cases higher than those measured under NEDC. All mpg and CO₂ figures quoted are NEDC 'correlated'. This means the mpg and CO₂ figures are based on the new WLTP test procedure but calculated (using a standard European calculation method) to allow comparison with the current NEDC test cycle. Please note: All exhaust emission figures shown are full WLTP figures. More information can be found by visiting <https://www.toyota.co.uk/world-of-toyota/environment/wltp>.

The use of the term 'Toyota Accessories' should not be taken to imply that the products on the accessory pages are actually manufactured by the Toyota Motor Corporation or Toyota (GB) PLC. Toyota (GB) PLC is continually updating and changing specifications of accessories and reserves the right to do so at any time without prior notice.

© 2018 by Toyota Motor Europe NV/SA ('TME'). No part of this publication may in any way be reproduced without the prior written approval of Toyota (GB) PLC.



Toyota UK



@ToyotaGB

GBNGV-0818B-CH August 2018